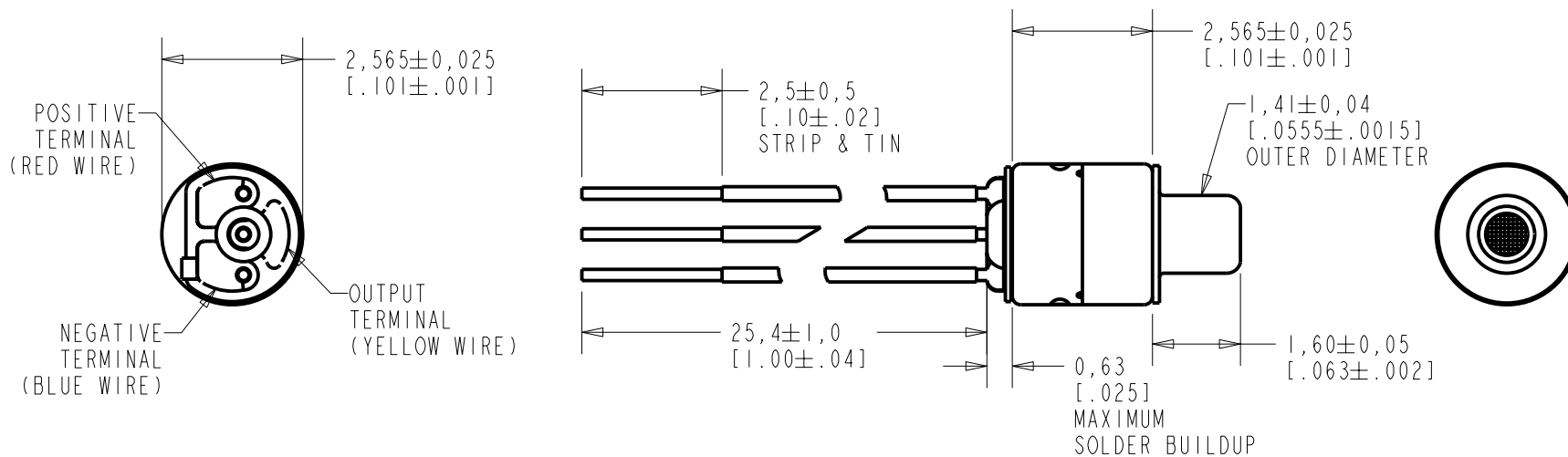


FC-23652-P16
SHT 1.1

NOTE:

NOT PICTURED: SILICONE TUBE FOR STRAIN RELIEF

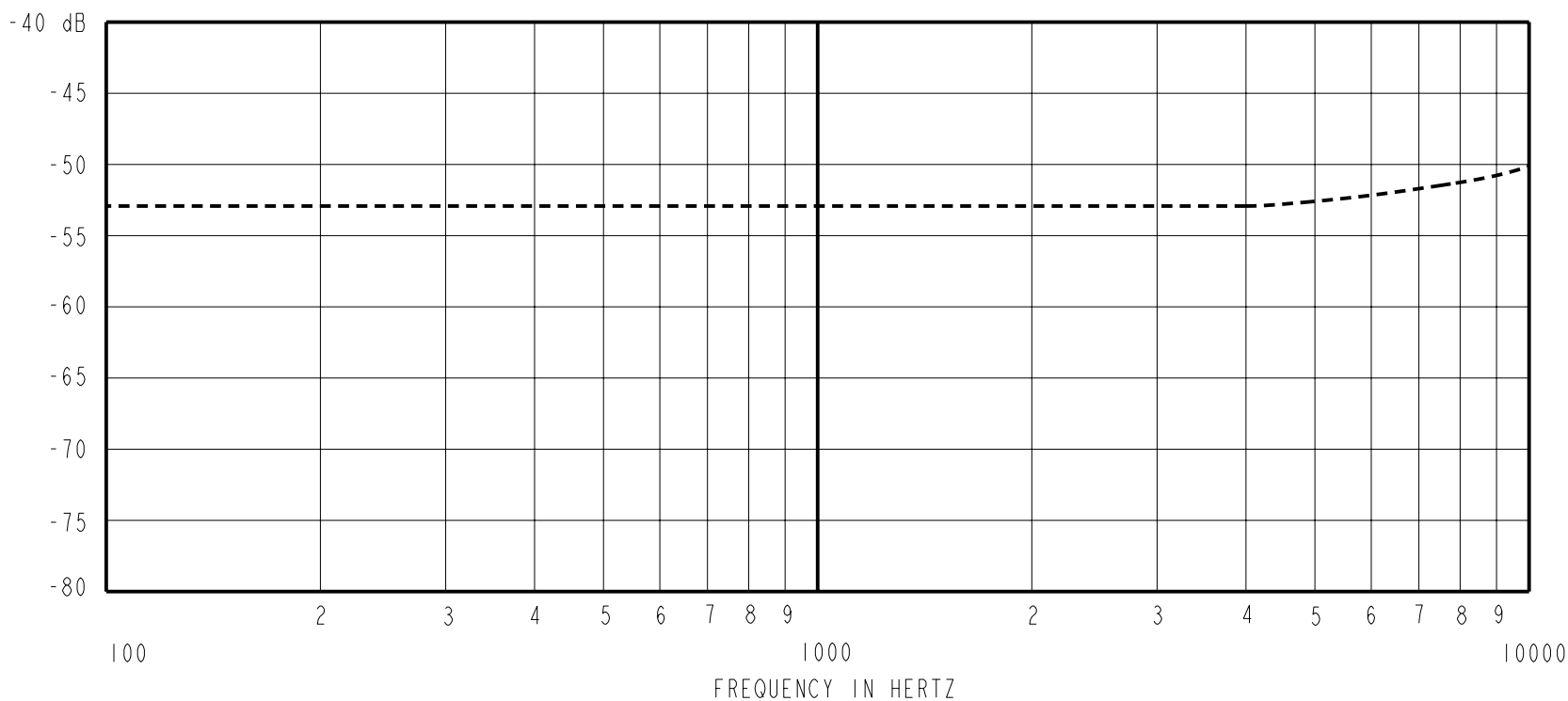


DIMENSIONS IN MILLIMETERS [INCHES]

KNOWLES ELECTRONICS
ITASCA, ILLINOIS U.S.A.

Revision	C.O. #	Implementation Date	RELEASE LEVEL	REVISION
			Released	A
A	MI0100967	1-23-06		
SCALE: 8:1				
DO NOT SCALE DRAWING			DR. BY	DATE
TITLE: MICROPHONE /CABLE			MMM	1-23-06
FC-23652-P16			CK. BY	DATE
OUTLINE DRAWING			GJP	1-25-06
SHT 1.1			APP. BY	DATE
			GJP	1-25-06

SENSITIVITY IN dB RELATIVE TO 1.0 VOLT/0.1 Pa (N/M²)
FOR CONDITIONS SHOWN BELOW.



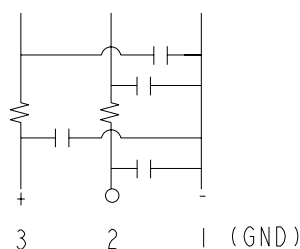
FREQUENCY	SENSITIVITY			DEVICE CONFORMITY	
	MIN.	NOM.	MAX.	RANGE OF DEVIATION FROM 1KHz	
100	---	-53.0	---	-3.0	+3.0
1000	-56.0	-53.0	-50.0	0.0	0.0
10000	---	-50.0	---	0.0	+6.0

NOTES:

1. CASE CONNECTED TO NEGATIVE TERMINAL.
2. MICROPHONE TO BE FUNCTIONAL WITH 1.6 VDC SUPPLY.
3. TYPICAL SENSITIVITY TO HUMIDITY AT 1000Hz IS 0.06 dB/%RH.
4. SENSITIVITY AND NOISE VALUES INDICATED ON THIS SPECIFICATION ARE VALID AT 50% HUMIDITY.

PORT LOCATION	DC SUPPLY	AMPLIFIER CURRENT DRAIN	SENSITIVITY CHANGE ON REDUCING SUPPLY TO 0.9VDC	"A" WEIGHTED NOISE (1 kHz EQUIV. SPL)	OUTPUT IMPEDANCE OHMS			CAPACITANCE ±50%	
					MIN.	NOM.	MAX.	1-2	1-3
12S	1.3V	50 μA MAX.	3 dB MAX.	28.0 dB MAX.	2800	4400	6800	13pF	13pF

CAPACITANCE PROBE POINTS



Revision	C.O. #	Implementation Date	RELEASE LEVEL	REVISION
A	MI0100967	1-23-06	Released	A

KNOWLES ELECTRONICS
ITASCA, ILLINOIS U.S.A.

WHEN TEST LIMITS ARE USED TO ESTABLISH INCOMING INSPECTION ACCEPTANCE/REJECTION CRITERIA, CORRELATION OF TEST EQUIPMENT WITH KNOWLES IS ALSO REQUIRED FOR ELIMINATION OF EQUIPMENT AND TEST METHOD VARIATION

TITLE: **MICROPHONE /CABLE** **FG-23652-P16**
PERFORMANCE SPECIFICATION **SHT 2.1**

DR. BY	DATE
MMM	1-23-06
CK. BY	DATE
GJP	1-25-06
APP. BY	DATE
GJP	1-25-06